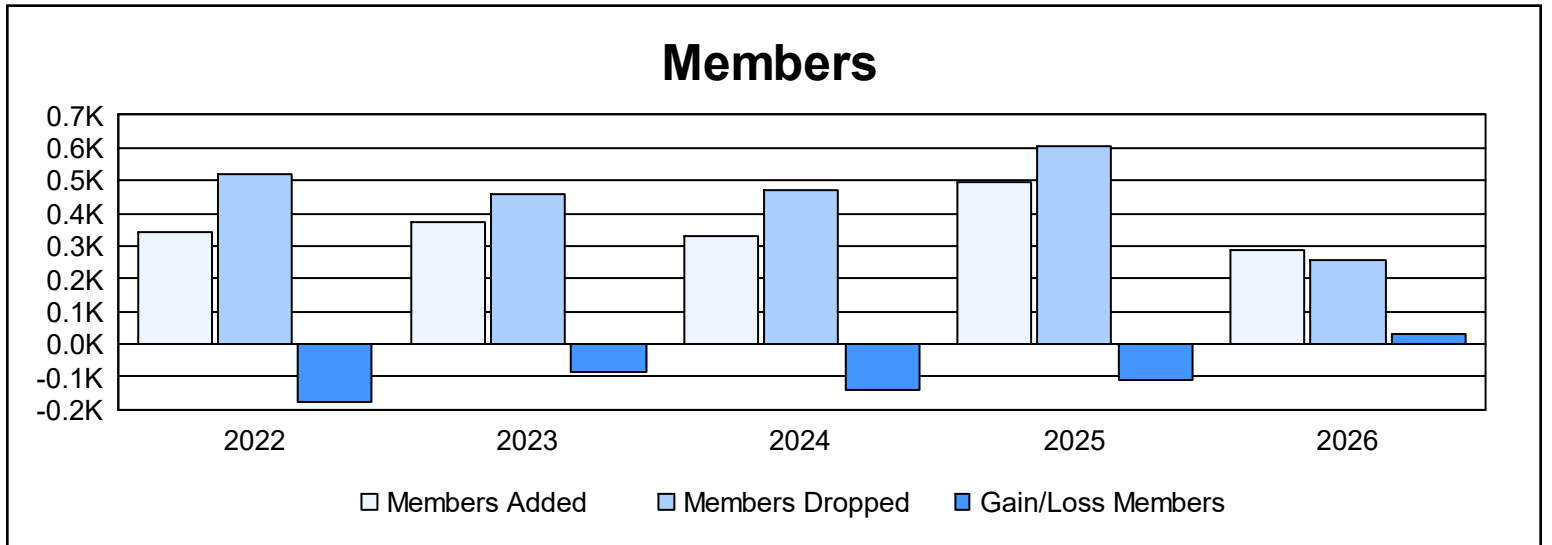
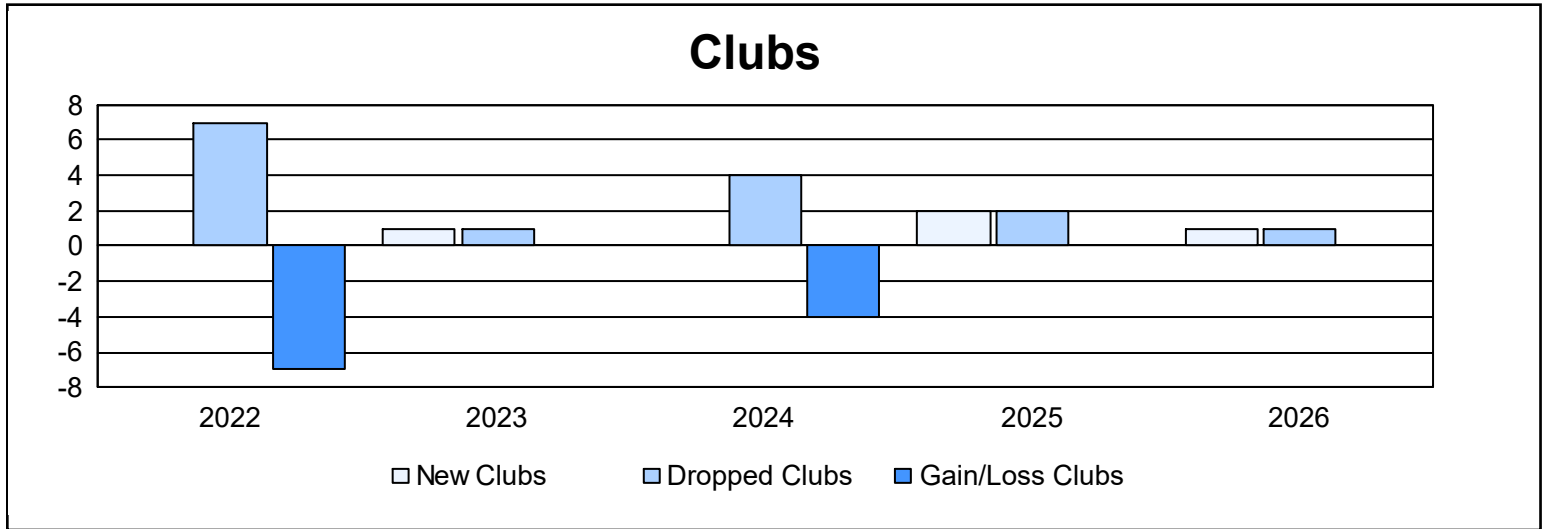
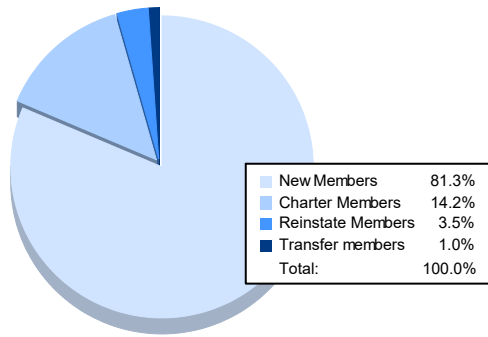


| Year | New Clubs | Dropped Clubs | Gain/ Loss Clubs | New Members | Charter Members | Reinstate Members | Transfer Members | Total Member Added | Total Members Dropped | Gain/ Loss Members |
|----------------|-----------|---------------|------------------|-------------|-----------------|-------------------|------------------|--------------------|-----------------------|--------------------|
| 2021-2022 | 0 | 7 | -7 | 320 | 6 | 14 | 4 | 344 | 520 | -176 |
| 2022-2023 | 1 | 1 | 0 | 333 | 22 | 14 | 1 | 370 | 456 | -86 |
| 2023-2024 | 0 | 4 | -4 | 313 | 3 | 10 | 2 | 328 | 469 | -141 |
| 2024-2025 | 2 | 2 | 0 | 320 | 43 | 125 | 7 | 495 | 606 | -111 |
| 2025-2026 | 1 | 1 | 0 | 235 | 41 | 10 | 3 | 289 | 260 | 29 |
| Average | 1 | 3 | -2 | 304 | 23 | 35 | 3 | 365 | 462 | -97 |



Membership Composition May 2026 Cumulative



Gender Composition May 2026 Cumulative

